

SPECIFICATIONS:

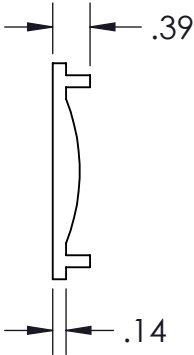
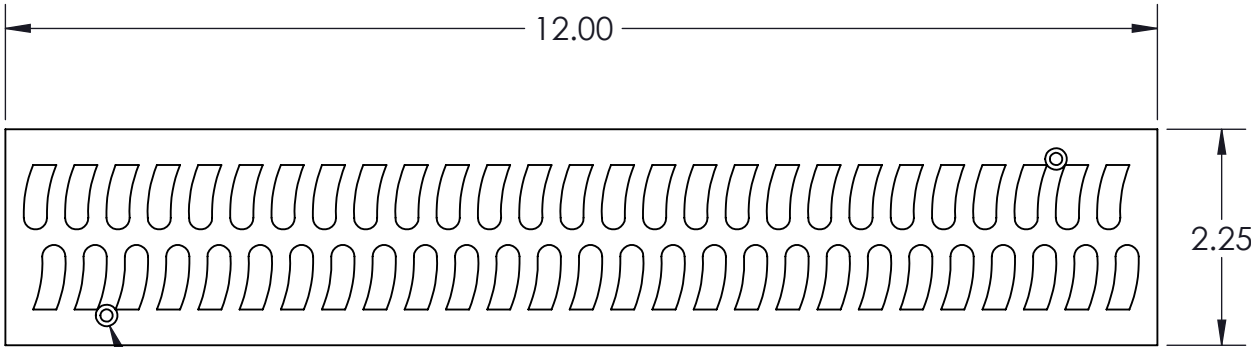
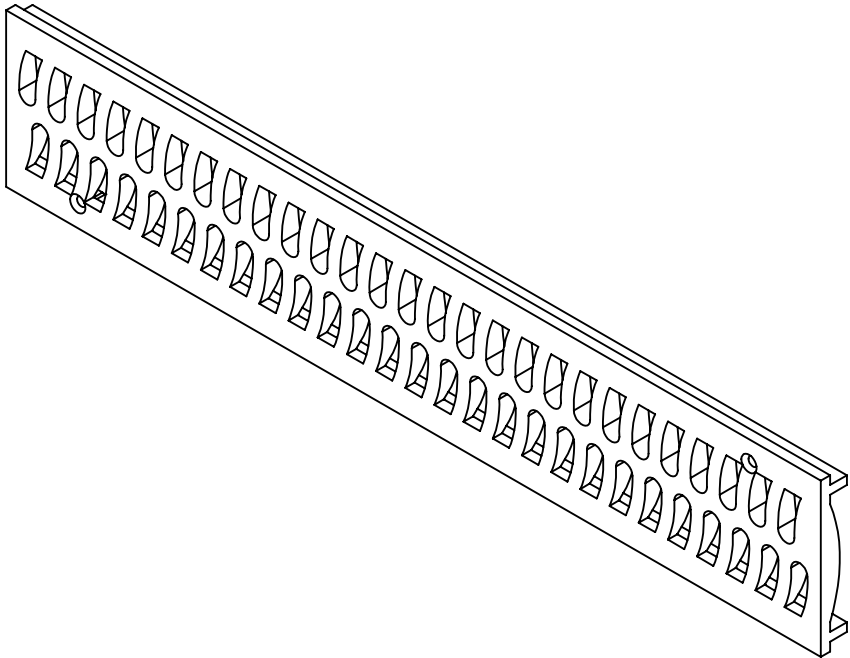
MATERIAL: BA-SLOT-0212 BRONZE
BA-SLOT-0212-A ALUMINUM
BA-SLOT-0212-B BRONZE

FINISH: BA-SLOT-0212 NATURAL
BA-SLOT-0212-A NATURAL
BA-SLOT-0212-B BRUSHED (DIRECTION OF TEXTURE: GRATE WIDTH 2.25)

LOAD RATING: DIN 19580 / EN 1433, CLASS A - RESIDENTIAL AREAS USED BY PEDESTRAINS AND CYCLISTS.

DESIGN LOAD UP TO OR EXCEEDING 3372 LBF [15 kN]

DISCLAIMER - The customer and the customer’s architects, engineers, consultants, and other professionals are completely responsible for the selection installation and maintenance of any product purchased from Trench Drain Systems and/or its manufacturers. TRENCH DRAIN SYSTEMS MAKES NO WARRANTY, EXPRESS OR IMPLIED, AS TO THE SUITABILITY, DESIGN, MERCHANTABILITY, OR FITNESS OF THE PRODUCT FOR CUSTOMERS APPLICATION. The drawing and information provided remain the property and copyright of the manufacturer listed. The manufacturer reserves the right to modify specification without notice.



(2) COUNTER-SUNK HOLES
DESIGNED FOR #4 HARDWARE

PROPRIETARY AND CONFIDENTIAL
THE INFORMATION CONTAINED IN THIS
DRAWING IS THE SOLE PROPERTY OF
TRENCH DRAIN SYSTEMS. ANY
REPRODUCTION IN PART OR AS A WHOLE
WITHOUT THE WRITTEN PERMISSION OF
TRENCH DRAIN SYSTEMS IS PROHIBITED.

		UNLESS OTHERWISE SPECIFIED:
		DIMENSIONS ARE IN INCHES
		TOLERANCES:
		ANGULAR: MACH ± BEND ±
		ONE PLACE DECIMAL ±
		TWO PLACE DECIMAL ±
		THREE PLACE DECIMAL ±
		PART NO.
		MATERIAL
		FINISH
NEXT ASSY	USED ON	
APPLICATION		DO NOT SCALE DRAWING



TRENCH DRAIN SYSTEMS
PO BOX 377
FREMONT, OH 43420
610-638-1221

DRAWN: CJP		DATE: 11.8.19
CHECKED: -		
DESCRIPTION:		
SPECIFICATION SHEET GRATE SLOT 2.25 X 12.00		
SIZE	DWG. NO.	REV
B	BA-SLOT-0212	-
SCALE: 1:4	WEIGHT:	SHEET 1 OF 1